



QUARTERLY **REPORT**

FOR THE QUARTER ENDED
MARCH 31, 2023





TABLE OF CONTENTS

3 Trending Data

Building Permit Activity	3
Emerging Social Needs	3
Transit Ridership	4
Economic Activity	4
Protective Services Statistics	6
SeeClickFix ..	7
Solid Waste Collection Statistics	7
Social Media and Website Stats	8

9 Strategic Plan Updates

Community Connections	9
Environmental Sustainability	14
Economic Prosperity	16
Governance In Action	18

19 Financial Highlights

Municipal Operating Summary	19
Municipal Revenue Summary	19
Municipal Expense Summary	20
Utility Operating Summary	20
Developer Summary	20
Capital Project Summaries	21



TRENDING DATA

Building Permit Activity

Building permit activity in the first quarter is generally steady when compared to the same quarter of 2022. Since the start of the year, 158 building permits were approved compared to 160 permits during the same time period last year, of which 131 were for new dwelling units (including secondary suites). The construction value of permits in the first quarter is significantly higher at \$97 million. This includes permits related to the construction of the Civic Centre valued at \$58 million. Excluding the Civic Centre permits, construction value would be valued at \$39 million in the first quarter compared to \$50 million in the first quarter of 2022.

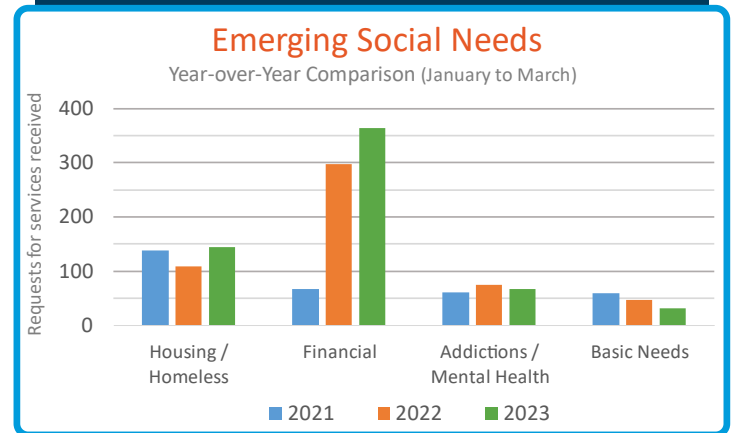
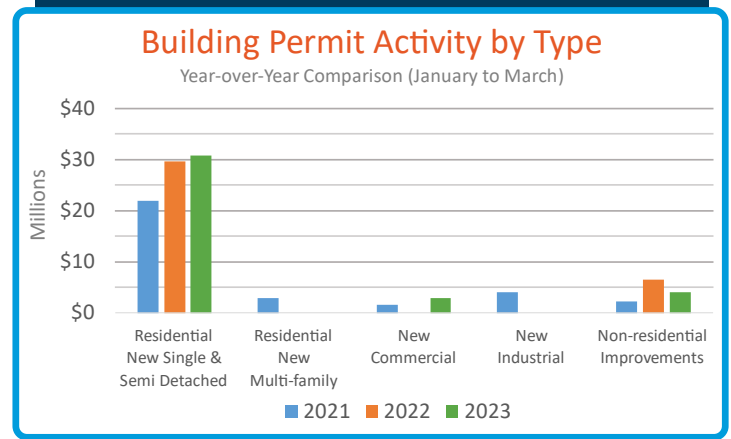
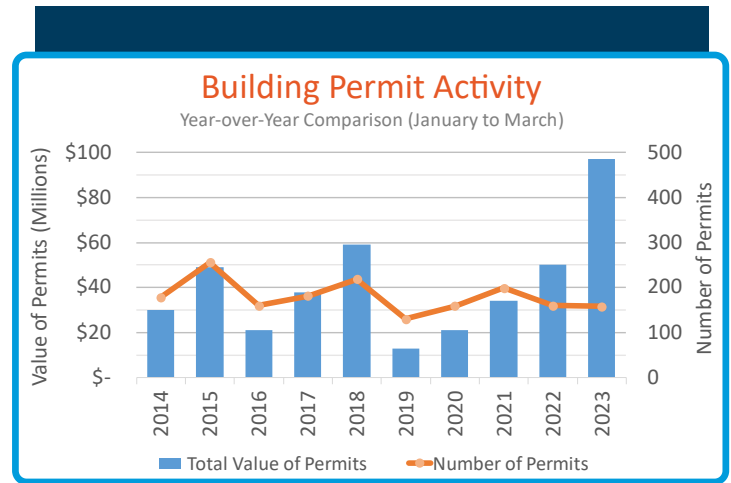
The value of construction in the residential new single & semi-detached category is 4 per cent higher this year than the year prior. This category makes up most of the overall construction value, excluding the Civic Centre permits. There has been no building permit activity in the first quarter related to new residential multi-family and new industrial construction.

Emerging Social Needs

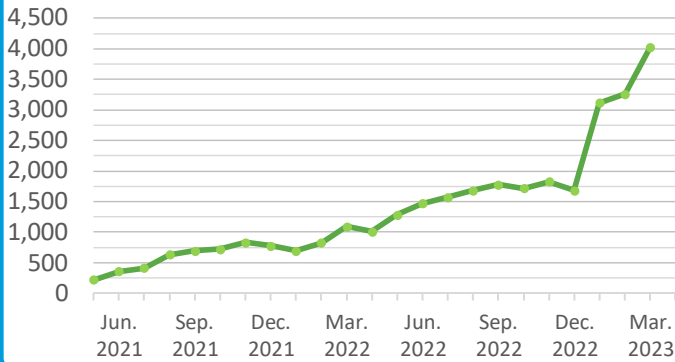
The chart represents the most common requests for services received through the Family and Community Support Services Information and Referral front desk, as well as from new and existing clients as supported through the Case Management Program and Regional Housing Program.

Assistance to access financial supports continues to be the most requested service. In the first quarter, a total of 364 requests for financial support were received, an increase of 23 per cent when compared to the first quarter of 2022. When comparing to 2021, the number of requests for financial support is up by 443 per cent.

The increase in the cost of living is putting a strain on low-income families to meet their basic needs, including rental and utility rate increases, and the rising cost of food and gas. Other factors for the increase in requests for financial support include increased wait times to obtain provincial funding and the reduced ability of the non-profit sector to provide supplementary financial support to residents.



On-Demand Transit Ridership



Transit Ridership

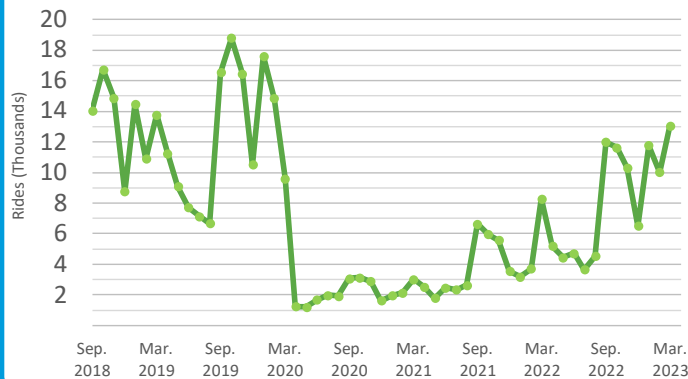
On-Demand Local Service

On-demand local transit service ridership has grown by nearly 140 per cent when compared to the prior quarter, with 4,025 riders in March 2023. This increase can be primarily attributed to the integration of on-demand local transit service with Stony Plain and Acheson.

You can learn more about the on-demand local transit service expansion on page 14.



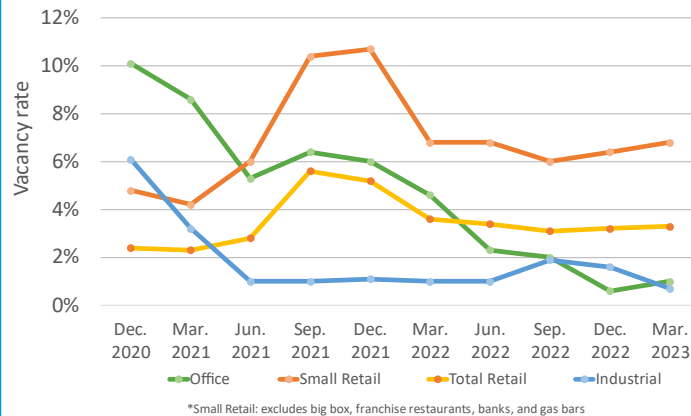
Commuter Service Ridership



Commuter Service

The commuter service continues to see a steady increase in ridership with 13,046 riders in March. This represents an increase of 61 per cent when compared to the same month in 2022. The March ridership for route 560 was at an all-time high when compared to the same month for prior years.

Commercial & Industrial Vacancy Rates



Economic Activity

Commercial & Industrial Vacancy Rates

Vacancy rates in the industrial and office sectors remained at or near historic low levels with the office vacancy rate seeing a minor increase to 1 per cent and the industrial vacancy rate seeing a minor decrease to 0.7 per cent in the first quarter. The vacancy rate for the industrial sector is now sitting at a historic low.

The vacancy rate for the retail sector remained steady with the small retail sector seeing a slight increase from 6.4 per cent in the fourth quarter of 2022 to 6.8 per cent in the first quarter of 2023.

Labour Force Trends¹

The Edmonton region's unemployment rate fell to 5.4 per cent in March, down 0.1 percentage points from December 2022. Alberta's unemployment rate increased to 5.7 per cent, up 0.1 percentage points from December 2022. The unemployment rate in Alberta continues to be slightly higher than the national average.

The Edmonton region as well as the Alberta employment participation rate increased slightly to around 70 per cent and continues to be above the national average rate of 66 per cent. Participation rate measures the total labour force (comprised of those who are employed and unemployed) relative to the size of the working-age population.



Residential Housing Statistics²

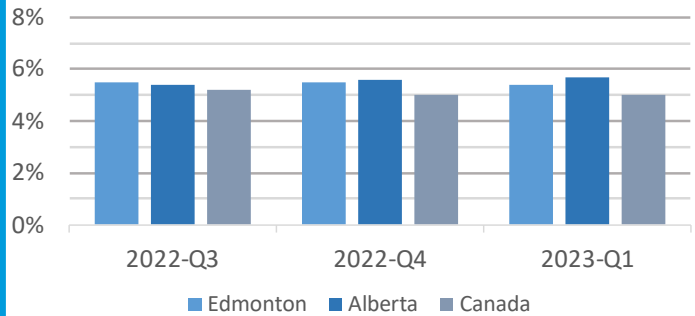
Single-family homes averaged \$485,739 in the Greater Edmonton Area in March, a 6.4 per cent year-over-year decrease and a February to March increase of 5.7 per cent. Condominiums sold for an average of \$192,746, seeing a decrease of 5.2 per cent year-over-year and an increase of 2.9 per cent when compared to February.



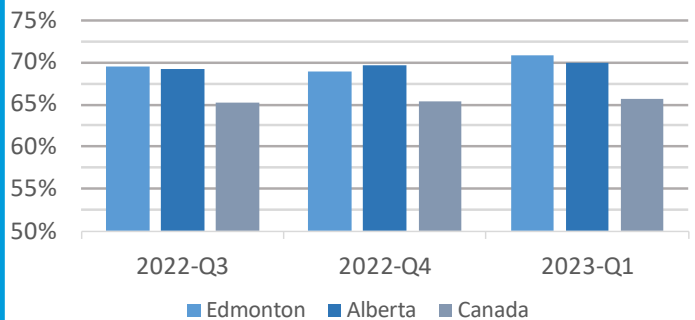
¹ Statistics Canada. Table 14-10-0287-03 Labour force characteristics by province, monthly, seasonally adjusted
<https://doi.org/10.25318/1410028701-eng>

² Realtors Association of Edmonton. Monthly Market Statistics,
<https://www.realtorsofedmonton.com/Market-Stats/Monthly-Housing-Statistics>

Unemployment Rate

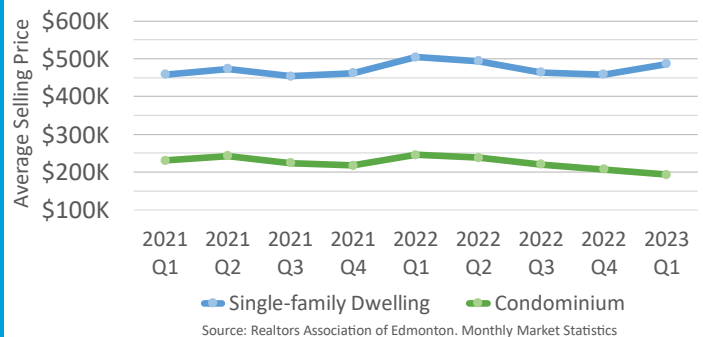


Participation Rate



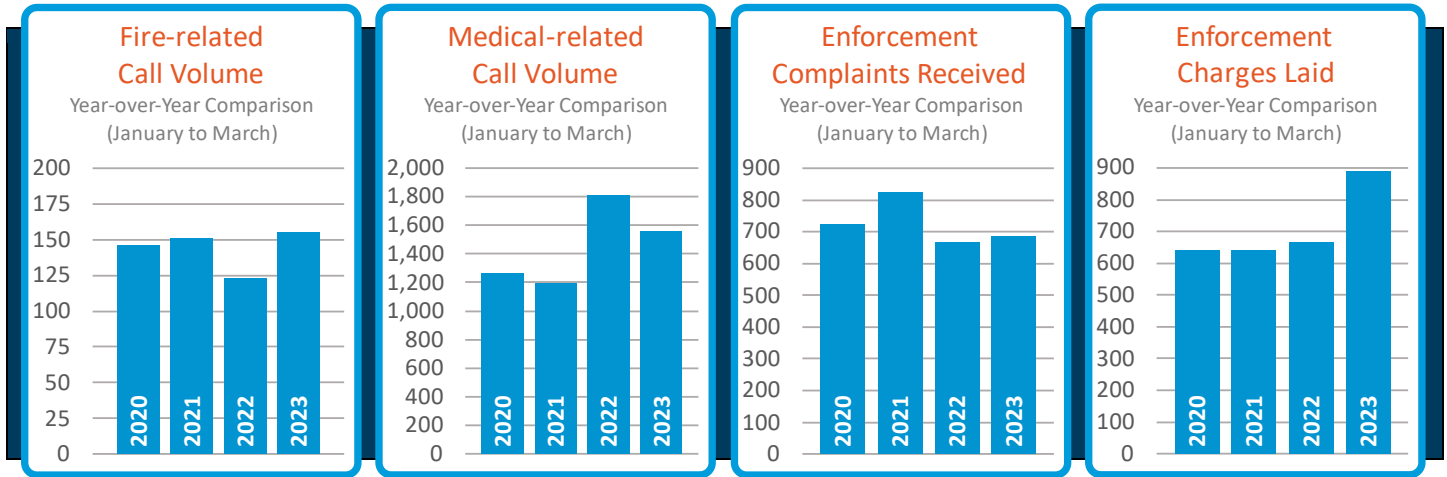
Residential Housing Statistics

Greater Edmonton Area



Protective Services Statistics

The charts below represent the call volumes related to fire and medical calls as well as enforcement complaints received and charges laid. Enforcement complaints and charges laid represent both citizen-initiated and officer-initiated complaints and charges. The increase in enforcement charges laid in 2023 can be attributed to Enforcement Services' ability to dedicate more time to enforcement activities.



New Pumper Truck

The City added a brand new pumper truck to its fleet. Members of the public got the opportunity to vote for a name for the truck. More than 550 votes were cast and in the end the name *Ruby* came out on top. The City decided to use the second and third place names for the other fire trucks in its fleet. Watch for *Ruby*, *Clifford* and *Sriracha* around Spruce Grove, attending emergency situations and community events.

The new pumper truck can carry up to five firefighters and 2,000 litres of water and has an on-board pump that can deliver 8,000 litres of water per minute when hooked up to a hydrant versus 6,000 litres per minute for the truck it replaced.



SeeClickFix


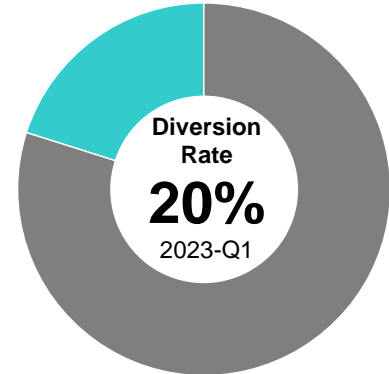
In the first quarter of 2023, the City has received 76 service requests related to parks, trails and open spaces, snow and ice removal, missed waste collection, potholes, sidewalk damage, and other categories. This compares to 82 service requests during the same time period last year.



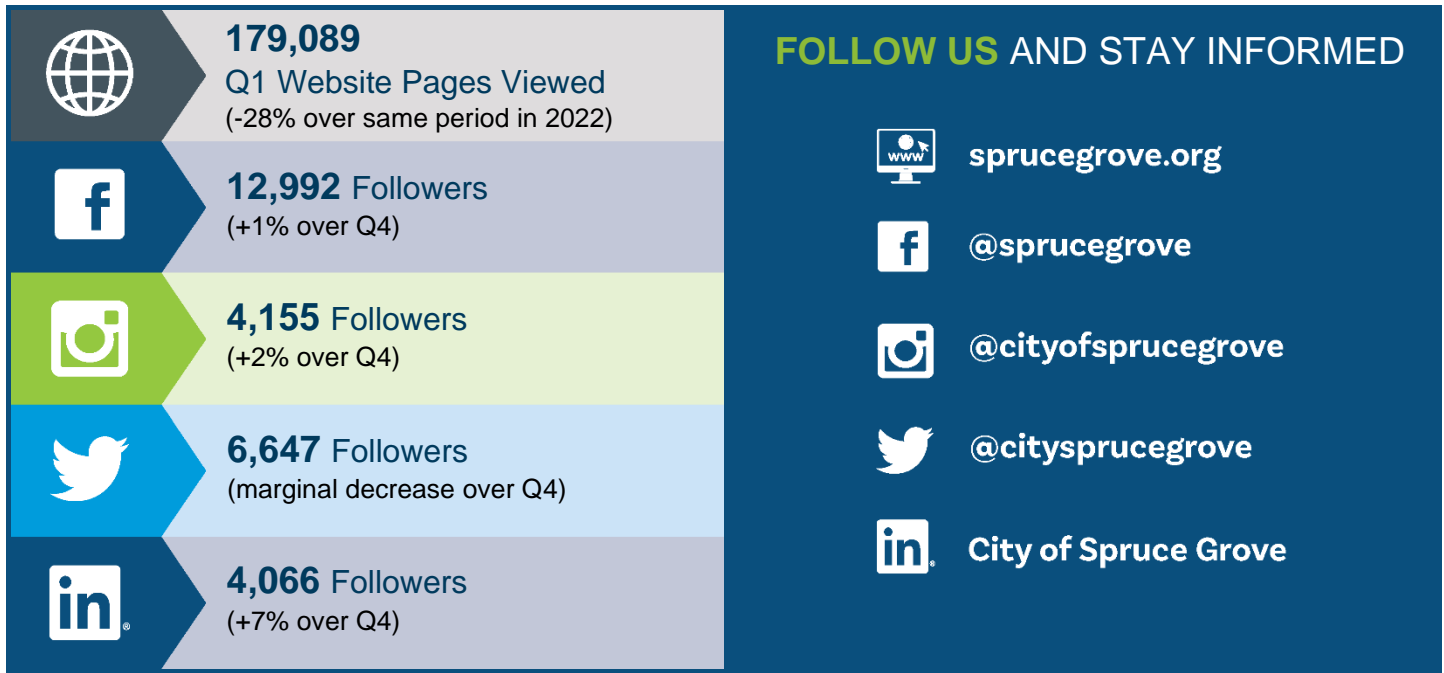
Solid Waste Collection Statistics

The charts below represent the year-over-year comparison (January to March) of the average household curbside solid waste collected in kilograms (kg) for each of the three streams. Between January and March 2023, on average, the City collected 14 kg of organics, 21 kg of recycling, and 140 kg of garbage from each household.

The waste diversion rate for the first quarter of 2023 works out to 20 per cent. Waste diversion rates fluctuate through the seasons and the rate is typically the lowest in the winter months as there is no yard waste. Waste diversion represents the proportion of waste diverted from the landfill and is calculated by dividing the amount of organics and recycling by the total waste collected.



Social Media and Website Stats



Our most popular Facebook post of the quarter

Our most popular Facebook post from the first quarter was all about our Outstanding Achievement Recognition.

On January 16, City Council recognized Reid Schaefer with an Outstanding Achievement Presentation for Reid's efforts at the International Ice Hockey Federation World Junior Championships. The post received 274 reactions, 14 comments, and 16 shares.

You can learn more about the Outstanding Achievement Recognition Program by visiting sprucegrove.org/OutstandingAchievement.



Programs & Events

Outdoor Skating



This winter season, the outdoor ice surfaces were open daily for general use from mid-December to mid-March with a few exceptions when the daytime temperatures were too warm.

This included the ice rinks in Aspenglen, Brookwood, and Lakewood, the skating ovals at Jubilee, Central Park and Fairway, and the two skating pads at Heatherglen and Westview Parks. The outdoor ice surfaces are free for the community to use and are not scheduled.

Golden Goose Hunt



The City held a Golden Goose Hunt from March 20 to March 31. The Golden Goose (a plastic statue) was hidden somewhere in the parks, trail system or outdoor public spaces in Spruce Grove, with clues posted on the Golden Goose Hunt website. The contest provided six chances to win a great prize package.



Spruce Up Spruce Grove Volunteer Clean Up Program

[Spruce Up Spruce Grove](#) is kicking off this spring. It is a community-wide, self-directed, volunteer cleanup program that focuses on encouraging participation through a citywide event, supports enhanced opportunities for community connections and encourages environmental sustainability, stewardship, and preservation of natural heritage. It is a great way for a large number of citizens to have a positive impact in our community and build a connection to our greenspaces.

Spruce Up Spruce Grove will run from April 26 to May 31 and will focus on community parks, school yards, green spaces, and trails. A free community BBQ and engagement event at Central Park is scheduled for May 7 to encourage participation and create awareness of the program. The event will also provide opportunities for City departments and community partners to connect, engage and encourage participation. The Youth Advisory Committee will be lending support to the program and participate in the kickoff event BBQ.



Strategic Plan Alignment to 4.b.1:
Utilize culture events to enhance resident engagement within the community

Storm the Stage Concert Series



Children’s entertainer Fred Penner, musician Lindsay Ell and comedian Brent Butt were at Horizon Stage for three free shows as part of the Storm the Stage Concert Series, presented by the City of Spruce Grove and Canadian Heritage.

The event series was held on March 26 and 30, 2023. All 318 tickets were claimed for each event. The events attracted many new attendees who have never been to Horizon Stage.

Admission for all three performances was free. This was made possible by a Government of Canada fund to help alleviate the financial impacts of the COVID-19 pandemic on the arts, culture, heritage and sports sectors.



Strategic Plan Alignment to 4.b.1:
Utilize culture events to enhance resident engagement within the community

Youth Transit Pass Program

The City introduced a Youth Local Service Monthly Pass for youth ages six to 18 to make public transit more accessible and affordable. The pass costs \$45 which is \$20 less than the cost of an adult pass. Local service includes travel between the City of Spruce Grove, Town of Stony Plain and parts of Parkland County such as Acheson and Parkland Village.



Strategic Plan Alignment to 2.b:
Reduce accessibility and affordability barriers to housing, programming, and transportation services.

Community Volunteer Income Tax Program

The City once again offered the Community Volunteer Income Tax Program (CVITP). The program helps eligible, low-income individuals and families file tax returns at no cost and is available to Spruce Grove and Parkland County residents. The City has been supporting CVITP in the community for more than 15 years! Last year, more than 650 returns were completed and it is anticipated that this year will see a similar number. In the busy months of March to April this year, volunteers contributed over 280 hours to the program.



Strategic Plan Alignment to 2.b:
Reduce accessibility and affordability barriers to housing, programming, and transportation services.

Youth Advisory Committee

On December 5, 2022, Council appointed members of the Youth Advisory Committee. Throughout the first part of the new year, the Committee worked to develop an annual workplan that identified key priorities and goals based on its mandate and the Youth Advisory Committee Bylaw.

At the March 27 Council meeting, Council approved the 2023 Youth Advisory Committee Work Plan. The plan outlines the following priorities:

1. Creating social spaces for youth.
2. Exploring opportunities for youth-oriented activities and events.
3. Connecting with and protecting the environment.
4. Building a community that supports vulnerable people and people in need and has opportunities for all residents to feel connected to their community.
5. Supporting local arts, culture, and small businesses.

The Committee provides an opportunity for youth between the ages of 12 and 18 to engage in the community and represent their perspective on a variety of municipal issues. Committee members coordinate youth specific initiatives that profile local youth issues, provide recommendations to Council on matters that directly impact youth, provide their perspective on youth-oriented City policies, programs and services, and consult with Administration to support youth initiatives.



Strategic Plan Alignment to 1.c.1:
Establish a youth group/committee that will advise Council

Community Events

Winter Blooms Gala

The Spruce Grove and District Agricultural Society hosted its inaugural Winter Blooms Gala on February 11. The formal dinner and dance was a fundraising event to support an accessible pathway system at the Spruce Grove Community Garden to enhance mobility and accessibility for all members of the community so everyone can enjoy the beautiful space. The City was the silver level sponsor for this event.



Strategic Plan Alignment to 1.b:
Support community groups through advocacy, capacity building, and grant funding



The first phase of engagement for the Municipal Development Plan (MDP) update, *Shaping Our Community*, was completed in the fall of 2022.

Nearly 7,000 ideas and suggestions were received from residents and stakeholders in Spruce Grove in response to two questions:

- What do you love about Spruce Grove?
- What is your dream for Spruce Grove?

The ideas and suggestions have been reviewed and analyzed by the technical advisory committee, community panel and staff through additional workshops. The following key community values have been identified and will be the foundation of the municipal development plan:

- Connection
- Diversity & Inclusion
- Resilience
- Well-Being

The following key drivers have also been identified and will need to be considered to support the future growth and development of the community:

- Economy
- Governance and Partnerships
- Transportation and Mobility
- Urban Form & Placemaking
- Environment
- Social

These values and drivers will guide the next steps as outcomes, and choices will be explored in the next phase of the engagement which started in April.

Our engagement with people connected to Spruce Grove will help us identify our values, define our preferences, and inform a policy framework to guide our decision-making, together. Now is the time for us to look forward and shape our future. Imagine the possibilities of what Spruce Grove can be 10 years, 20 years or even 30 years from now! The result will be *The Shape of Our Community*, Spruce Grove's new Municipal Development Plan. The plan will guide the evolution and growth of our city over the next 20-30 years. It will provide direction on future land use, development, urban design, transportation, and other service areas.

More information on *Shaping Our Community*, including future engagement opportunities can be found at: sprucegrove.org/ShapingSG.



Strategic Plan Alignment to 6.a:

Plan for neighbourhoods that offer a range of housing options, employment opportunities, art, culture and recreation facilities, and other amenities as part of the Municipal Development Plan (MDP) update

Civic Centre



Construction has officially started on the Civic Centre project with temporary utilities, construction offices and staff equipment in place. Materials are starting to be delivered, rebar cages for the piles are being constructed off-site, and details related to major aspects of the project such as the pre-engineered structures, ice plant and air handling units are all being finalized.

The City retained the services of an accessibility consultant with significant experience to undertake a plan review and assist the design team to enhance accessibility of the facility.

The Civic Centre will be located north of Westwind Drive in the Westwind development. It is planned to open to the public in 2025.

Amenities will include a spectator arena, a community arena, a satellite location for the Spruce Grove Public Library, a black box theatre, an art gallery and dedicated program room, a community walking track, and the Spruce Grove Transit Centre.

The Civic Centre project has been made possible through the support of several partnerships including the Government of Alberta's Municipal Sustainability Initiative, a funding contribution from Parkland County, the support of the Town of Stony Plain, and other partners and groups.



Strategic Plan Alignment to 3.c.4:
Determine feasibility of the Civic Centre

On-Demand Local Transit Service Expansion



In January, Spruce Grove's on-demand local transit service integrated with Stony Plain Transit and Acheson Transit to establish a single, on-demand local transit system. The new service provides more flexibility in local transit services and allows users to book rides on-demand in and around Stony Plain, Spruce Grove, Acheson, and Parkland Village through a single booking platform. Local buses travelling within Stony Plain and Acheson will no longer follow a fixed schedule and route, and buses will only travel to stops where a booking has been made.

Local rides can be scheduled through the Pick-Up On-Demand mobile app (available in the Google and Apple stores), online at sprucegrove.org/OnDemandTransit, or by calling 780-962-8747. Passengers can use their Arc card on both the local and commuter service to experience the best fare possible through regional price caps.



Strategic Plan Alignment to 7.a:
Incorporate environmental considerations into infrastructure investments and existing programs and services

Single-Use Items Reduction Bylaw Follow-up

In January 2022, Spruce Grove implemented the Single-Use Items Reduction Bylaw focusing on reducing plastic waste from checkout bags, plastic straws, and polystyrene food service ware.

As part of the residential waste audit performed in the summer and fall of 2022, quantitative data was collected to assess the impact of the bylaw on reducing single-use items in the waste stream.

The Single-Use Item Reduction Bylaw has achieved great success in reducing the targeted items. The audit revealed a significant reduction in the targeted items:

- 88 per cent reduction in plastic checkout bags (equivalent to approximately 60,000 checkout bags)
- 70 per cent reduction in plastic straws (equivalent to approximately 25,000 plastic straws)
- 47 per cent reduction in polystyrene food service ware (equivalent to approximately 3,000 polystyrene food service items)



Strategic Plan Alignment to 7.c:
Enable residents and businesses to reduce their environmental impact

Clean Energy Improvement Program



The City started work on the Clean Energy Improvement Program. A report and a draft bylaw will be presented to Council's Governance and Priorities Committee in May with the first reading of the Clean Energy Improvement Bylaw planned in June. Approval of the bylaw is the first step in the implementation of the program. Governance and Priorities Committee is expected to provide direction in May that will determine the implementation path and timing of the program in the City.

Accessing affordable financing is one of the biggest barriers property owners face when deciding to invest in energy efficiency and renewable energy upgrades.

The Clean Energy Improvement Program will help property owners make energy efficient upgrades to their properties without having to spend money upfront. The cost of the upgrade is recovered through the owner's property taxes and remains with the property even if it is sold to another owner. The program will offer competitive rates with repayment terms based on the useful life of the upgrade.

Eligible projects will include energy efficiency or on-site renewable energy such as solar power, upgraded insulation and high-efficiency heating.



Strategic Plan Alignment to 7.c:
Enable residents and businesses to reduce their environmental impact



Photo courtesy of ISL Engineering

City Centre Revitalization

Construction in the City Centre resumed in April with materials and workers arriving on site at the end of March.

This year, work will primarily focus on Main Street and McLeod Avenue surface work and landscaping, as well as Calahoo Road underground work. This stage of the project is expected to be completed by fall 2023.

The streetscape revitalization work is part of the overall City Centre Area Redevelopment Plan, which was approved by Council in 2020.

For more details and to stay updated on this project, please visit sprucegrove.org/CCARP.



*Strategic Plan Alignment to Goal 11:
Our City Centre is a vibrant hub for
culture, commerce, and civic life*



CityCentreOpenForYou.ca

Residents are reminded to continue supporting City Centre businesses by shopping local. Visit CityCentreOpenForYou.ca for a business directory and interactive map to find businesses and parking in the area.



Digital Economy Program

Over 100 local businesses have now signed up for the Digital Economy Program (DEP) and over half have completed their engagement and are on their way to digital transformation.

The Digital Economy Program is designed to help small businesses access services such as help in advertisements, analytics, social media, website content, and more. The program is open to home-based or commercial small businesses registered in Alberta with fewer than 50 employees.

Here is what one local program participant shared about their experience:

“This program, and specifically my one-on-one with my consultant, has been incredibly helpful. His insight into the digital side of my business helped me not only pin-point the areas that needed attention but also to understand how to achieve it. I found all of the provided information easy to understand and he was knowledgeable when addressing all my questions. The summary I was provided allows me to continue working now that our time has ended. I really felt that I got more than expected.”

The DEP is delivered through a partnership between participating communities in Alberta, the University of Alberta School of Retailing, Business Link, and Digital Main Street. The program provides services and technical support to eligible small businesses at no cost and is funded by the Government of Alberta and Prairies Economic Development Canada (PrairiesCan) with support from the City of Spruce Grove.

The program is still accepting applications. For more information and to sign up, visit www.yourdep.ca.



Strategic Plan Alignment to 10.a.1:
Connect businesses with support programs, training/skills development, and procurement programs available to them

TELUS Fibre-Optic Broadband

The construction of a fibre optic broadband network to provide high-speed broadband access to over 90 per cent of the homes and businesses in Spruce Grove was completed by TELUS in January 2023. Industrial areas were completed in January 2022.

The project was part of a strategy to address the lack of high-speed internet connectivity in Spruce Grove, especially in the industrial and commercial areas.

The City invested \$4.25 million toward the build out of the fibre optic network in the industrial and commercial areas, while TELUS invested \$49.75 million to complete the build out for the entire community. The total value of the fibre optic project was \$54 million.



Strategic Plan Alignment to 10.a:
Support the small business community to succeed and grow by ensuring businesses and entrepreneurs have access to programs, services, tools, and infrastructure that encourage and facilitate business start-up, expansion, and job creation

Check out the March edition of the Economic & Business Development Newsletter

Find out about this month's featured local businesses, stay informed about new development, and learn about interesting upcoming events. Visit investsprucegrove.ca and subscribe to the newsletter.




4th Annual State of the Region Address

The City was a sponsor for the 4th Annual State of the Region Address hosted by the Greater Parkland Regional Chamber of Commerce on March 16.

Mayor Jeff Acker was one of the guest presenters along with Parkland County Mayor Allan Gamble, Town of Stony Plain Mayor William Choy, neighbouring First Nations Chiefs and Métis Nation leadership. The event provided an opportunity to learn about the future plans of the region as well as some of the challenges.

Mayor Jeff Acker delivered the 2023 State of the City address during the event, sharing a video featuring City Council highlighting some of the recent successes and looks ahead to plans for the coming year.

To view the 2023 State of the City address, please visit sprucegrove.org/StateOfTheCity.



The City is conducting a municipal census between April and June 2023. The census is being conducted both online and through door-to-door enumeration, and it will provide an official count of the number of people living in Spruce Grove. Census data also provides valuable demographic information that helps the City understand immediate and future needs to plan for recreational spaces, community facilities, program needs for children and seniors, emergency services, waste management, transportation needs, and more.



Strategic Plan Alignment to 12.d:
Strengthen the City's foundational systems and processes

Reporting Dashboard

The City launched a new reporting dashboard that provides key data to monitor and share important information about the community and the City's programs and services.

The dashboard includes data related to population and demographics, development and construction, local economy, community safety, social media, environment and transit.

The dashboard will be updated quarterly and displays historical data trends.

To view the Reporting Dashboard, please visit sprucegrove.org/dashboard



FINANCIAL HIGHLIGHTS

Municipal Operating Summary

- First quarter municipal operating results reflect a projected annual surplus of \$181,000, based on projected revenue increases of \$590,000, offset by projected increases in expenses of \$408,000.
- 2022 Operating budget carry forward requests were approved by Council on March 12, 2023, resulting in \$832,000 in operating expenses being carried forward to 2023 to complete projects approved for completion in 2022, offset entirely by transfers from reserves.
- The 2023 Spring Budget Adjustment was approved by Council on April 11, 2023, just after the quarter end. It resulted in the amendment of the City's municipal operating budget to include additional operating revenues of \$295,000, additional operating expenses of \$350,000, and an additional net transfer from reserves of \$55,000. The Spring Budget Adjustment process sets the final approved budget for the City for the 2023 fiscal year. While this occurred after the end of the first quarter, the revenue and expense budgets have been adjusted in the summaries to reflect this subsequent approval of the City's annual operating budget.

Municipal Revenue Summary

The following are revenue highlights from the Municipal Operating Summary attached to this report.

Projected revenue increases of \$590,000 are primarily comprised of the following:

- **Sales to Other Governments** are projected to increase by \$271,000 due to a \$216,000 increase in Emergency Medical Services (EMS) revenues to cover the cost of power stretchers to be purchased by the City from Alberta Health Services (AHS), and an increase of \$55,000 in AHS contract costs associated with retro payments.
- **Fines** revenue is projected to be \$100,000 lower than planned as the Province announced they will now retain a larger portion of the fines revenue that is collected (previous share was 26 per cent, new share will be 40 per cent).
- **Government Transfers – Operating** is projected to increase by \$440,000 due to a number of factors. Municipal Sustainability Initiative (MSI) operating grant funding was increased \$260,000 to reflect the Provincial Budget 2023 announcement that doubled MSI operating grant funding to municipalities. There is increased revenue projected from Parkland County: a \$132,000 increase for on demand transit service and a \$65,000 increase in the Agrena capital cost share revenue. The City received \$78,000 in Climate Resilience Capacity Building Program (CRCBP) funding through the Municipal Climate Change Action Centre that was not planned. These increases were offset by a reduction in transit revenue from the cancellation of a route in Acheson.

Municipal Expense Summary

The following are expense highlights from the Municipal Operating Summary attached to this report.

Projected expense increases of \$408,000 are primarily comprised of the following:

- **General Government** expenses are projected to increase by \$57,000 resulting from:
 - an estimated increase in casual support staff and contracted services costs for development of the Clean Energy Improvement Program in the Finance department. These funds were initially approved for the Environment department and an adjustment in expense is reflected under Transportation and Roadway, as the Environment and Transit department rolls up into this segment of City operations.
- **Transportation and Roadway** expenses are projected to increase by \$187,000 resulting from:
 - a \$111,000 increase in unexpected CN work at Century Crossing; additional \$80,000 for water monitoring at Fen Aquifer offset by a \$30,000 decrease for staff vacancy; a \$50,000 increase in bus maintenance and \$132,000 increase for on-demand service for Parkland County; offset by a decrease of \$96,000 for cancellation of a transit route in Acheson, and a \$60,000 reduction for the Clean Energy Improvement Program support that is being delivered under General Government.
- **Transfer to Restricted Reserve** is expected to be \$100,000 higher than planned related to the City's Concrete Crushing program. The City typically crushes concrete every second year at an estimated cost of \$200,000 but smooths the cost to residents of concrete crushing by budgeting \$100,000 annually and transferring the amount to the City's specific purpose concrete crushing reserve in non-concrete crushing years. As 2023 is a non-concrete crushing year, the \$100,000 is required to be transferred to the concrete crushing reserve to fund future concrete crushing.

Utility Operating Summary

- First quarter utility results are projecting utility expenses \$269,000 lower than budgeted, which can primarily be attributed to:
 - anticipated cost savings of \$260,000 under the new waste services contract that was signed in March 2023;
 - a \$120,000 decrease in water utility repairs and maintenance infrastructure costs as these funds will be redirected to complete water reservoir capital project work in 2023; and
 - an overall increase of \$111,000 in contracted services costs from unplanned repair costs to water utility infrastructure (i.e. underground water leak repair), and additional equipment and training costs to complete confined space entries to comply with OHS guidelines.
- The net effect of the above items result in an increased Transfer to Reserve of \$269,000.

Developer Summary

First quarter developer results are in line with expectations.

Capital Project Summaries

The following are capital highlights from the Capital Project summaries attached to this report.

Municipal Capital Projects

- **Renovations planned for 410 King Street** are no longer going ahead, as the project has been determined to not be cost-effective. The total project budget of \$5.0 million is not required.
- Cost escalations have resulted in an expected cost increase of \$4.9 million for the **Civic Centre** and \$618,000 for the **Spruce Grove Transit Centre**.
- **Pickleball Courts and Henry Singer Park Upgrades** project of \$1.98 million has been put on hold, as the Water Reservoir site is no longer considered suitable for pickleball courts. A study will be completed in 2023 to identify an alternative site for the pickleball courts.
- The cost to complete Phase 1 and 2 of the **Re-imagined Central Park** project is anticipated to be \$3.8 million more than planned.
- **Workplace renovations at City Hall** has a \$252,000 cost increase due to tendered costs being higher than budgeted, as well as additional architecture and abatement costs.
- **Facilities Lifecycle Replacement Plan** is projecting a \$140,000 reduction in cost due primarily to work not required for artificial turf at Fuhr Sports Park.
- **Fleet (Vehicles & Equipment) Lifecycle Plan** is projecting approximately \$181,000 cost increase due to cost escalation on most of the units requiring replacement.

Utility Capital Projects

- A project to install **pressure reducing valves** for a total cost of \$1.2 million was added to the Utility Capital Plan for 2023. This project was originally approved by Council as part of the Developer Capital Plan.
- **Storm Sewer Rehabilitation Program-Catch Basins** is expected to be \$250,000 higher than budgeted due to unplanned storm sewer work required to support the Bee Maid Honey expansion.

Utility Multi-Year Capital Projects

- Reported amounts are in line with expectations.