

# TRI-REGION

## Housing and Service Needs Estimate

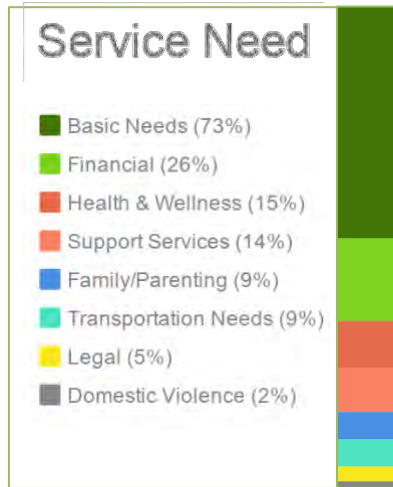


**260**  
COMPLETED  
SURVEYS

**219**  
ADULTS  
AT RISK OF  
HOMELESSNESS

**221**  
CHILDREN  
AT RISK OF  
HOMELESSNESS

**10**  
ADULTS  
UNSHELTERED  
includes camping, outdoor (sidewalks, parks, makeshift shelter), abandoned building, or couch surfing



### Of those At Risk of Homelessness:

**2 out of 3** are women

**1 out of 4** is a two parent family

**1 out of 3** is a single parent family

**5** are pregnant women

**1 out of 8** is an Indigenous person

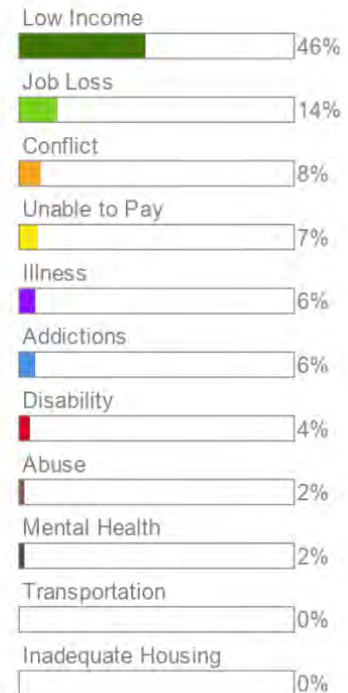
### Of those Unsheltered:

**3 out of 4** are men

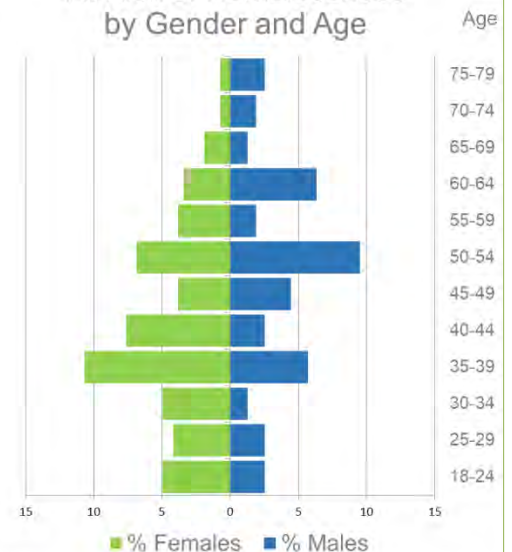
**1 out of 5** is an Indigenous person

**1 out of 5** is employed

### Primary Reason for Instability



### At Risk of Homelessness by Gender and Age



### At Risk of Homelessness by Family Demographic

■ % Singles ■ % Couples ■ % Two Parent Families ■ % Single Parent Families

